


Keep our plants happy and healthy

# Flower Park

Since 1970  
Hamamatsu Botanic Garden



- Wheelchair-are not accessible
- Route for Flower Train
- Wheelchair-access toilet/Toilet

- No dogs are allowed in the Gardens except guide dogs and other registered assistance dogs
- No smoking except in a designated area.
- Not stepping in the planted beds or picking the flower, plants, or creatures.

**For the safety of our guests**  
No swimming allowed in the pond area. Our pond is for plants, birds, fish and observation, the water is not suitable for swimming or wading.

## Flower Train



With 75 acres to explore at the Garden, where do you begin? Enjoy 15 minutes train tour for an overview of popular areas. Listen to an informative narration by your guide as you ride through the colorful Flower Park landscape! Return each season to experience transformed views.

## Smile Garden

Enjoy colorful bloom on the both side of the path.  
Newly designed;  
by Ms. Keiko Yoshiya





Cars: YEN 200 per time.

Parking lot	Car	Bus
Main gate	537	12
Zoo-side	590	12

( Free parking is available for buses. )



Parking for wheelchairs are available. Accessible to the gate directly with wheelchair.

### Baby buggy and wheelchair

Available at all the gates.  
( First-come-first-served basis )

	Baby buggy	Wheelchair
Per time	JYEN100	Free

- Not stepping in the planted beds or picking the flower, plants, or creatures.
- No smoking except in a designated area.
- No dogs are allowed in the Gardens except guide dogs and other assistance dogs

### Opening times

March to September	9 am to 5 pm
October to November	9 am to 4.30 pm
December to February	10 am to 4.30 pm

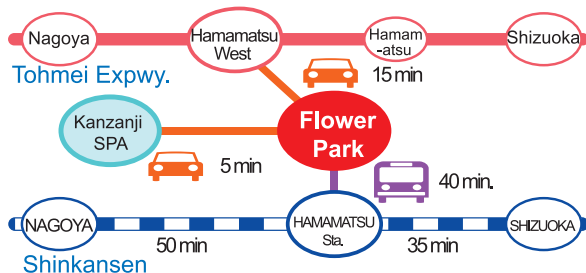
### Ticket prices

Children 6 and under are free of charge.

	Adult and High school students	Junior high and elementary students
March to June	Max.Yen1,000	Max.Yen 500
July to September	Free of charge	Free of charge
October to February	Yen 500 v.i.	Free of charge

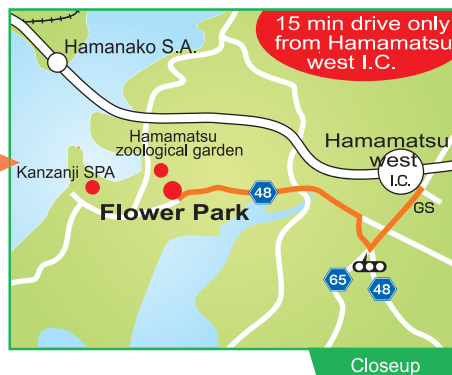
Equivalent shopping voucher is available for Oct. to Feb. guest valid in the day at our Garden Shop only.

- ✿ Ticket prices are subject to blooming conditions. ( March to June guests only )
- ✿ Groupe rate applicable for over 20 guest.
- ✿ We are open everyday of the week, all year. except maintenance days.
- ✿ Last entry to the Flower Park is 30 minutes before the gate close.



Bus service from Hamamatsu JR railway station

Take Entetsu Bus for Kanzanji SPA from the northern bus terminal. Break your journey at 'Flower Park' after 40 min ride accordingly.



Closeup

# Hamamatsu Botanic Garden Guide Map



Since 1970  
**Flower Park**  
Hamamatsu Botanic Garden

195 kanzanji-cho, Nishi-ku, Hamamatsu-city  
Shizuoka 431-1209 JAPAN

TEL.053-487-0511

FAX.053-487-0833

<http://e-flowerpark.com>

<http://www.hamafura.com>



Keep our plants happy and healthy

Cherry Blossom & Tulip ( Early April )